

# LIQUID CRYSTAL DISPLAY MODULE

## Product Specification

<b>CUSTOMER</b>	
<b>CUSTOMER PART NO.</b>	
<b>PRODUCT NUMBER</b>	<b>LMR67802</b>

Product Mgr	Quality Mgr	Engineering	Document Control
Date:	Date:	Date:	Date:

# TABLE OF CONTENTS

<b>1</b>	<b>MAIN FEATURES .....</b>	<b>4</b>
<b>2</b>	<b>MECHANICAL SPECIFICATION.....</b>	<b>5</b>
2.1	MECHANICAL CHARACTERISTICS .....	5
2.2	LABELLING & MARKING.....	5
2.3	MECHANICAL DRAWING .....	6
<b>3</b>	<b>ELECTRICAL SPECIFICATION.....</b>	<b>7</b>
3.1	ABSOLUTE MAXIMUM RATINGS .....	7
3.2	ELECTRICAL CHARACTERISTICS .....	7
3.3	INTERFACE PIN ASSIGNMENT .....	8
3.4	BLOCK DIAGRAM .....	9
3.5	POWER SUPPLY CIRCUIT .....	9
3.6	ROM ADDRESS.....	10
3.7	RAM ADDRESS.....	10
3.8	TIMING CHARACTERISTICS .....	10
3.9	CHARACTER FONT .....	11
<b>4</b>	<b>OPTICAL SPECIFICATION.....</b>	<b>13</b>
4.1	OPTICAL CHARACTERISTICS.....	13
<b>5</b>	<b>BACKLIGHT SPECIFICATION .....</b>	<b>15</b>
5.1	EDGE CCFL B/L OPERATING RANGE.....	15
<b>6</b>	<b>QUALITY ASSURANCE SPECIFICATION.....</b>	<b>16</b>
6.1	CONFORMITY .....	16
6.2	DELIVERY ASSURANCE .....	16
<b>7</b>	<b>RELIABILITY SPECIFICATION .....</b>	<b>21</b>
7.1	RELIABILITY TESTS .....	21
7.2	LIFE TIME.....	21
<b>8</b>	<b>HANDLING PRECAUTIONS.....</b>	<b>22</b>

**REVISION RECORD**

<b>Rev.</b>	<b>Date</b>	<b>Page</b>	<b>Chapt.</b>	<b>Comment</b>	<b>ECN no.</b>
A	05/04/06	--	--	Initial DCA Release, ROHS Compliant	E3116
B	07/06/06	4	1	Update dimensions and main features.	E3176

## 1 MAIN FEATURES

UNIT=MM

ITEM	CONTENTS
Display Format	320 x RGB x 234 Dots
Colour	R.G.B. Stripe, 32K
Overall Dimensions	148.0 (W) x 120.0 (H) x 19.4 Max
Viewing Area	115.48 (W) x 86.91 (H)
LCD Type	TFT
Mode	Transmissive - Negative
Viewing Angle	6:00
Duty Ratio	1/234
IC Controller/Driver	Hit1270
Backlight Type	Edge CCFL
DC/DC Converter	Built-In
Operating Temperature	0°C ~ +60°C
Storage Temperature	-25°C ~ +80°C
ROHS Compliant	Yes

## 2 MECHANICAL SPECIFICATION

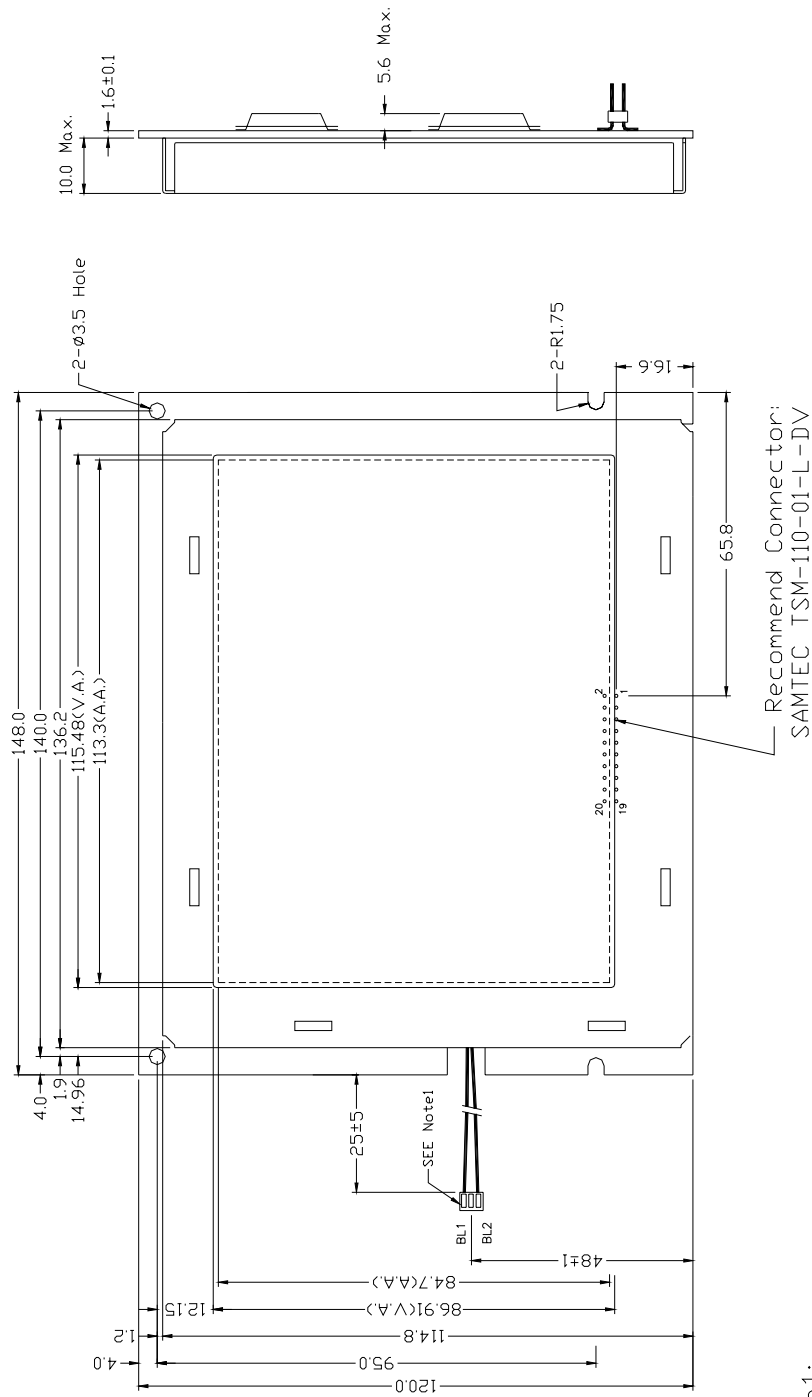
### 2.1 MECHANICAL CHARACTERISTICS

ITEM	CHARACTERISTIC	UNIT
Display Format	320 x RGB x 234 Dots	--
Overall Dimensions	148.0 (W) x 120.0 (H) x 19.4 Max	mm
Viewing Area	115.48 (W) x 86.91 (H)	mm
Active Area	113.3 (W) x 84.7 (H)	mm
Dot Pitch	0.118 (W) x 0.362 (H)	mm
IC Controller/Driver	Hit1270	

### 2.2 LABELLING & MARKING

DENSITRON LMR67802 TAIWAN YYMM
--------------------------------------

## 2.3 MECHANICAL DRAWING



Note 1:  
HOUSING :JST XHP-3  
BASE POST:JST B3B-XH-A(180°)  
BASE POST:JST S3B-XH-A(90°)

Product No.	LMR67802	REV. B
-------------	----------	--------

Page	6 / 22
------	--------

### 3 ELECTRICAL SPECIFICATION

#### 3.1 ABSOLUTE MAXIMUM RATINGS

VSS = 0 V, Ta = 25 °C

Item	Symbol	Min	Max	Unit	Note
Power Supply Voltage	V <sub>DD</sub>	0	5.5	V	
Operating Temperature	Top	0	+60	°C	
Storage Temperature	Tst	-25	+80	°C	Note 1

Note 1: <48 hrs @20~90% RH, <1000 hrs @20~65% RH.

#### 3.2 ELECTRICAL CHARACTERISTICS

VSS = 0 V, Ta = 25 °C

Item	Symbol	Condition	Min	Typ	Max	Unit
Power Supply for Logic	V <sub>DD</sub>	Ta = 25°C	4.8	5.0	5.2	V
Input Voltage	V <sub>IHC</sub>	Ta = 25°C	0.8V <sub>DD</sub>	--	V <sub>DD</sub>	V
	V <sub>ILC</sub>	Ta = 25°C	0	--	0.2V <sub>DD</sub>	V
LCD Module Driving Voltage	V <sub>DD</sub> -V <sub>O</sub>	Ta = 25°C	0	--	10.0	V
Current Consumption	* I <sub>DD</sub>	V <sub>DD</sub> = 5V	--	550	--	mA

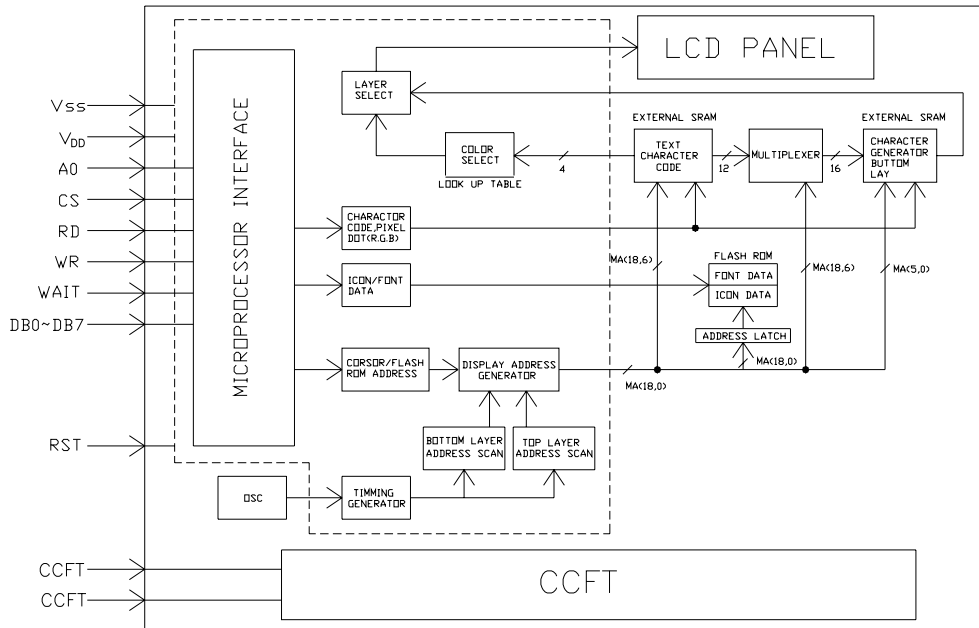
\* I<sub>DD</sub> measurement condition is for all patterns ON

### 3.3 INTERFACE PIN ASSIGNMENT

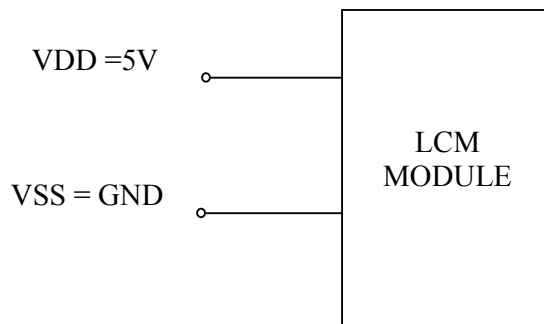
Pin No.	Function	Level	Description
1	Vss	---	Power Supply (OV,GND)
2	Vdd	---	Power Supply for Logic
3	N/C	---	No connection
4	/RD	H/L	Read signal
5	/WR	H/L	Write signal
6	A0	H/L	H : parameter register L : command register
7	DB0	H/L	Display Data 0
8	DB1	H/L	Display Data 1
9	DB2	H/L	Display Data 2
10	DB3	H/L	Display Data 3
11	DB4	H/L	Display Data 4
12	DB5	H/L	Display Data 5
13	DB6	H/L	Display Data 6
14	DB7	H/L	Display Data 7
15	/CS	H/L	Chip select
16	/RST	L	Reset signal
17	N/C	---	No connection
18	FG	---	Frame Ground
19	/Wait	H/L	H : release command L : busy
20	N/C	---	No connection



### 3.4 BLOCK DIAGRAM



### 3.5 POWER SUPPLY CIRCUIT



### **3.6 ROM ADDRESS**

---

- 8M bit ROM (512K x 16 bit)
- Address: 0~3FFF: 5x8 character font like English and Japanese (can't be erased)
- Address: 4000~7FFF: 5x8 character font like English European character (can't be erased)
- Address: 8000~BFFF: 5x8 character font like English European character (can't be erased)
- Address: C000~13FFF: 16x16 character font like English and number (can't be erased)
- Address: 14000~17FFF: Reserved (can't be erased)
- Address: 18000~1FFFF: report.txt to describe the starting and ending address of every picture (photo) and character (controlled by software)
- Address: 20000~7FFFF: developed by user (can be erased)

### **3.7 RAM ADDRESS**

---

- Text Mode: 0h ~ 487Fh
- Graphics Mode: 18000h ~ 24A7Fh

### **3.8 TIMING CHARACTERISTICS**

---

Note: Please reference the manufacturer's datasheet for the Hit1270 controller.

### 3.9 CHARACTER FONT

3.9.1 Address: 0 ~ 3FFF ----- 5X8 character font like English and Japanese.

		Lower[3..0]															
		0	1	2	3	4	5	6	7	8	9	A	B	C	D	E	F
Lower[7..4]	0																
	1																
	2		!	"	#	\$	%	&	'	(	)	*	+	,	-	.	/
	3	0	1	2	3	4	5	6	7	8	9	:	;	<	=	>	?
	4	@	A	B	C	D	E	F	G	H	I	J	K	L	M	N	O
	5	P	Q	R	S	T	U	V	W	X	Y	Z	[	\	]	^	_
	6	,	a	b	c	d	e	f	g	h	i	j	k	l	m	n	o
	7	p	q	r	s	t	u	v	w	x	y	z	{		}	~	+
	8																
	9																
A	ア	イ	ウ	エ	オ	カ	キ	ク	ケ	コ	サ	シ	ス	セ	ソ	ン	
B	ー	ア	イ	ウ	エ	オ	カ	キ	ク	ケ	コ	サ	シ	ス	セ	ソ	
C	タ	チ	ツ	テ	ト	ナ	ニ	ノ	ネ	ニ	ノ	ヘ	フ	フ	フ	ン	
D	ミ	ム	メ	モ	ヤ	ユ	ヨ	ラ	リ	ル	レ	ロ	ワ	ン	ン	ン	
E																	
F																	

3.9.2 Address: 4000 ~ 7FFF ----- 5X8 character font like English European character.

		Lower[3..0]															
		0	1	2	3	4	5	6	7	8	9	A	B	C	D	E	F
Lower[7..4]	0																
	1																
	2		!	"	#	\$	%	&	'	(	)	*	+	,	-	.	/
	3	0	1	2	3	4	5	6	7	8	9	:	;	<	=	>	?
	4	@	A	B	C	D	E	F	G	H	I	J	K	L	M	N	O
	5	P	Q	R	S	T	U	V	W	X	Y	Z	[	\	]	^	_
	6	,	a	b	c	d	e	f	g	h	i	j	k	l	m	n	o
	7	p	q	r	s	t	u	v	w	x	y	z	{		}	~	+
	8																
	9																
A	0	1	2	3	4	5	6	7	8	9	:	;	<	=	>	?	
B	@	A	B	C	D	E	F	G	H	I	J	K	L	M	N	O	
C	P	Q	R	S	T	U	V	W	X	Y	Z	[	\	]	^	_	
D	,	a	b	c	d	e	f	g	h	i	j	k	l	m	n	o	
E	p	q	r	s	t	u	v	w	x	y	z	{		}	~	+	
F																	

**3.9.3** Address: 8000 ~ BFFF ----- 5X8 character font like English European character.

Lower[3..0]

	0	1	2	3	4	5	6	7	8	9	A	B	C	D	E	F
0																
1																
2	Б	Г	Д	Е	Ж	З	И	Й	Л	П	У	Ф	Ч	Ш	Ъ	Ы
3	Ю	Я	б	в	г	д	е	ж	з	и	й	к	л	м	н	п
4	т	ш	щ	ъ	ы	э	ю	я	а	б	в	г	д	е	ж	з
5	и	й	к	л	м	н	п	р	с	т	у	ф	х	ц	ч	ш
6	щ	ъ	ы	э	ю	я	а	б	в	г	д	е	ж	з	и	й
7	к	л	м	н	п	р	с	т	у	ф	х	ц	ч	ш	щ	ъ
8	ы	э	ю	я	а	б	в	г	д	е	ж	з	и	й	к	л
9	м	н	п	р	с	т	у	ф	х	ц	ч	ш	щ	ъ	ы	э
A	ю	я	а	б	в	г	д	е	ж	з	и	й	к	л	м	н
B	п	р	с	т	у	ф	х	ц	ч	ш	щ	ъ	ы	э	ю	я
C	а	б	в	г	д	е	ж	з	и	й	к	л	м	н	п	р
D	с	т	у	ф	х	ц	ч	ш	щ	ъ	ы	э	ю	я	а	б
E	в	г	д	е	ж	з	и	й	к	л	м	н	п	р	с	т
F	у	ф	х	ц	ч	ш	щ	ъ	ы	э	ю	я	а	б	в	г

Lower[7..4]

**3.9.4** Address: C000 ~ 13FFF ----- 16X16 character font like English character and number.

Lower[5..0]

	00-03	04-07	08-0B	0C-0F	10-13	14-17	18-1B	1C-1F	20-23	24-27	28-2B	2C-2F	30-33	34-37	38-3B	3C-3F
0																
1																
2		!	"	#	\$	%	&	'	(	)	*	+	,	-	.	/
3	0	1	2	3	4	5	6	7	8	9	:	;	<	=	>	?
4	@	A	B	C	D	E	F	G	H	I	J	K	L	M	N	O
5	P	Q	R	S	T	U	V	W	X	Y	Z	[	\	]	^	_
6	,	a	b	c	d	e	f	g	h	i	j	k	l	m	n	o
7	p	q	r	s	t	u	v	w	x	y	z	{		}	~	

Lower[8..6]

Page 4

Page 5

## 4 OPTICAL SPECIFICATION

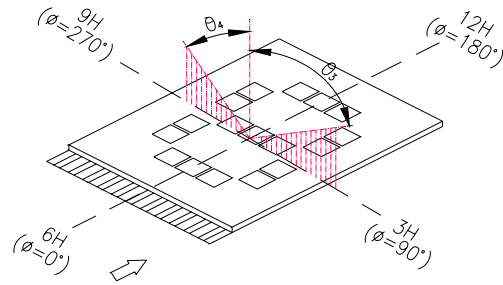
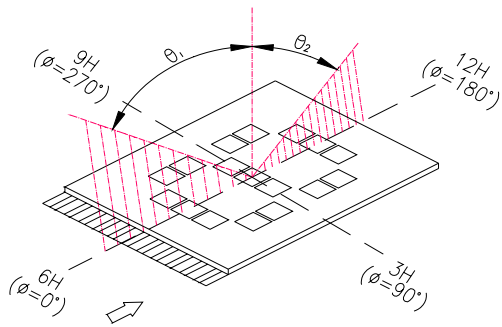
### 4.1 OPTICAL CHARACTERISTICS

Ta = 25 °C

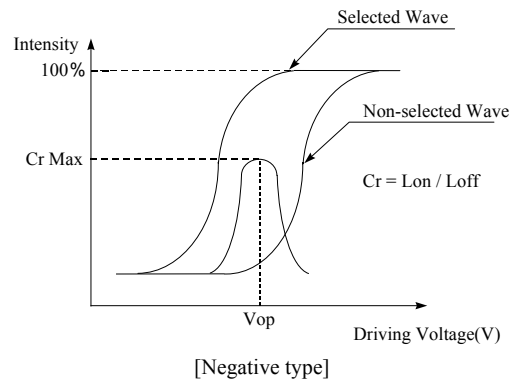
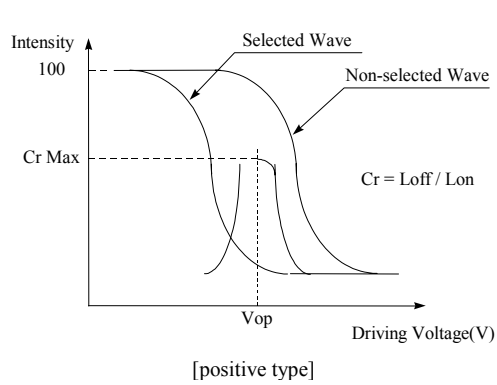
Item	Symbol	Condition	Min	Typ	Max	Unit	Note
Viewing Angle	0°	θ1 Down	CR≥2	--	50	--	deg 1
	180°	θ2 Up	CR≥2	--	30	--	deg 1
	90°	θ3 Right	CR≥2	--	50	--	deg 2
	270°	θ4 Left	CR≥2	--	30	--	deg 2
Contrast Ratio	CR	Ta = 25 °C	--	250	--	-	3
Response Time	Tr	Ta = 25 °C	--	15	30	ms	4
	Tf	Ta = 25 °C	--	20	40		
Driving Method	Duty	1/234					
LCD Type	TFT – (Negative / Transmissive)						
Viewing Direction	6:00						

Note 1: definition of viewing angle  $\theta_1$  &  $\theta_2$

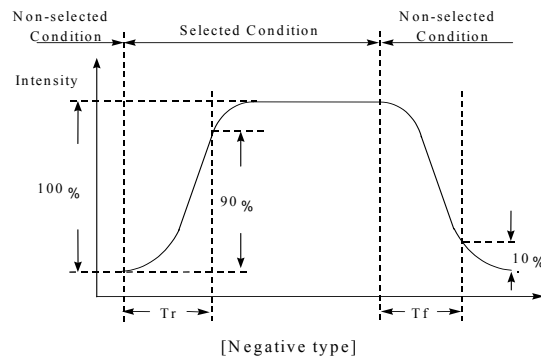
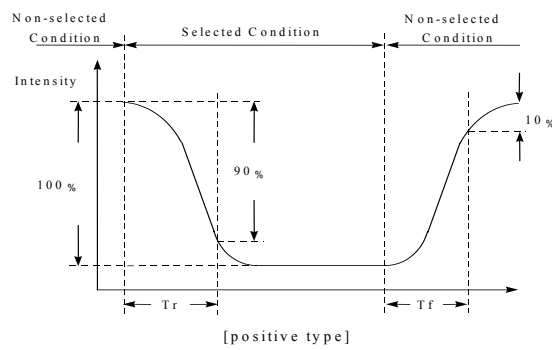
Note 2: definition of viewing angle  $\theta_3$  &  $\theta_4$



Note 3: definition of contrast ratio (CR)



Note 4: definition of response time



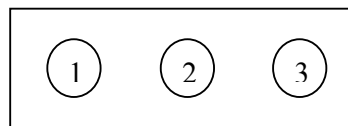
## 5 BACKLIGHT SPECIFICATION

### 5.1 Edge CCFL B/L Operating Range

Item	Conditions	Standard			Unit	Remark
		Min.	Typ.	Max.		
Starting voltage	Ta = 0 C	---	---	910	Vrms	
	Ta = 25 C	---	---	650	Vrms	
Lamp voltage	Ta = 25 C	---	470	528	Vrms	
Lamp current	Ta = 25 C	5.9	6.0	6.1	mA	
Oscillation frequency	Ta = 25 C	---	60.0	80.0	KHz	
Lamp life	Ta = 25 C , IL = 6 mA Humidity : 30%RH ~ 85%RH	---	20,000	---	Hrs	Note 3
Operating Temp.	Humidity : 30%RH ~ 85%RH	0	---	60	C	
Storage Temp.	Humidity : 30%RH ~ 85%RH	-30	---	80	C	
Brightness uniformity	Ta = 25 C , IL = 6 mA	80	---	---	%	Note 1
Average brightness of white	Ta = 25 C , IL = 6 mA	250	300	---		Note 2

Note :

- 1 : Average brightness of 3 points when B/L is used at the beginning.
- 2 : Brightness uniformity = (MIN / MAX) x 100 %
- 3 : Half of the original average brightness.



## 6 QUALITY ASSURANCE SPECIFICATION

### 6.1 CONFORMITY

---

The performance, function and reliability of the shipped products conform to the Product Specification.

### 6.2 DELIVERY ASSURANCE

---

#### 6.2.1 Delivery inspection standards

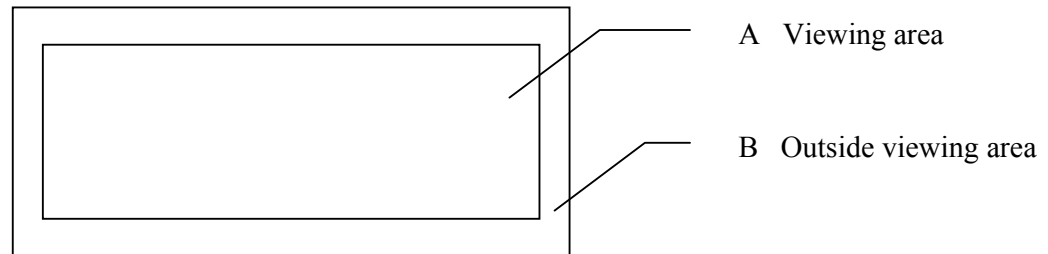
- MIL-STD-105E, general inspection level II, single sampling level;
- IPC-AA610 rev. C, class 2 electronic assemblies standard

The quality assurance levels are shown below:

Class	AQL (%)
Critical defect	0.5%
Major defect	1.0%
Minor defect	1.5%
TOTAL	2.0%

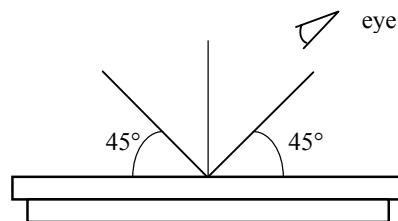


### 6.2.2 Zone definition



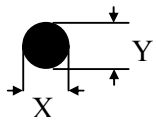
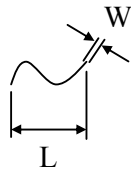
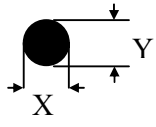
### 6.2.3 Visual inspection

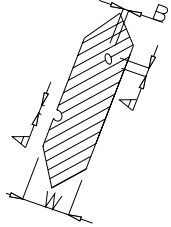
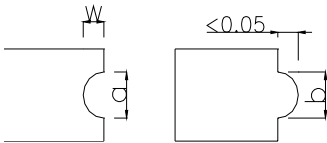
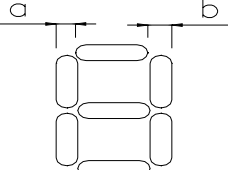
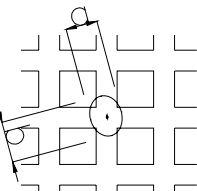
- Inspect under 2x20W or 40W fluorescent lamp (approximately 3000 lux) leaving 25 to 30 cm between the module and the lamp and 30 cm between the module and the eye (measuring position).
- Appearance is inspected at the best contrast voltage (best contrast is adjusted considering clearness and crosstalk on screen).
- Inspect the module at 45° right and left, top and bottom.
- Use the optimum viewing angle during the contrast inspection.

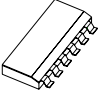


### 6.2.3.1 Standard of appearance inspection

Units: mm

Class	Item	Criteria																																			
Minor	Packing & Label	Outside & inside package   Presence of product no., lot no., quantity																																			
Critical		Product must not be mixed with others and quantity must not be different from that indicated on the label																																			
Major	Dimension	Product dimensions must be according to specification and drawing																																			
Major	Electrical	Product electrical characteristics must be according to specification																																			
Critical	LCD Display	Missing lines or wrong patterns on LCD display are not allowed																																			
Minor	Black spot, white spot, dust	<p>Round type: as per following drawing  <math>\varnothing = (X+Y)/2</math></p>  <table border="1" style="margin-left: auto; margin-right: auto;"> <thead> <tr> <th colspan="3">Acceptable quantity</th> </tr> <tr> <th>Size</th> <th>Zone A</th> <th>Zone B</th> </tr> </thead> <tbody> <tr> <td><math>\varnothing &lt; 0.1</math></td> <td>Any number</td> <td rowspan="4">Any number</td> </tr> <tr> <td><math>0.1 &lt; \varnothing &lt; 0.2</math></td> <td>2</td> </tr> <tr> <td><math>0.2 &lt; \varnothing &lt; 0.25</math></td> <td>1</td> </tr> <tr> <td><math>0.25 &lt; \varnothing</math></td> <td>0</td> </tr> </tbody> </table> <p>Line type: as per following drawing</p>  <table border="1" style="margin-left: auto; margin-right: auto;"> <thead> <tr> <th colspan="4">Acceptable quantity</th> </tr> <tr> <th>Length</th> <th>Width</th> <th>Zone A</th> <th>Zone B</th> </tr> </thead> <tbody> <tr> <td>--</td> <td><math>W \leq 0.02</math></td> <td>Any number</td> <td rowspan="4">Any number</td> </tr> <tr> <td><math>L \leq 3.0</math></td> <td><math>0.02 &lt; W \leq 0.03</math></td> <td rowspan="2">2</td> </tr> <tr> <td><math>L \leq 2.5</math></td> <td><math>0.03 &lt; W \leq 0.05</math></td> </tr> <tr> <td>--</td> <td><math>0.05 &lt; W</math></td> <td>As round type</td> </tr> </tbody> </table> <p style="text-align: center;">Total acceptable quantity: 3</p>	Acceptable quantity			Size	Zone A	Zone B	$\varnothing < 0.1$	Any number	Any number	$0.1 < \varnothing < 0.2$	2	$0.2 < \varnothing < 0.25$	1	$0.25 < \varnothing$	0	Acceptable quantity				Length	Width	Zone A	Zone B	--	$W \leq 0.02$	Any number	Any number	$L \leq 3.0$	$0.02 < W \leq 0.03$	2	$L \leq 2.5$	$0.03 < W \leq 0.05$	--	$0.05 < W$	As round type
Acceptable quantity																																					
Size	Zone A	Zone B																																			
$\varnothing < 0.1$	Any number	Any number																																			
$0.1 < \varnothing < 0.2$	2																																				
$0.2 < \varnothing < 0.25$	1																																				
$0.25 < \varnothing$	0																																				
Acceptable quantity																																					
Length	Width	Zone A	Zone B																																		
--	$W \leq 0.02$	Any number	Any number																																		
$L \leq 3.0$	$0.02 < W \leq 0.03$	2																																			
$L \leq 2.5$	$0.03 < W \leq 0.05$																																				
--	$0.05 < W$	As round type																																			
Minor	Polariser scratch	Scratch on protective film is permitted Scratch on polariser: same as No. 1																																			
Minor	Polariser bubble	<p><math>\varnothing = (X+Y)/2</math></p>  <table border="1" style="margin-left: auto; margin-right: auto;"> <thead> <tr> <th colspan="3">Acceptable quantity</th> </tr> <tr> <th>Size</th> <th>Zone A</th> <th>Zone B</th> </tr> </thead> <tbody> <tr> <td><math>\varnothing &lt; 0.2</math></td> <td>Any number</td> <td rowspan="4">Any number</td> </tr> <tr> <td><math>0.2 &lt; \varnothing &lt; 0.5</math></td> <td>2</td> </tr> <tr> <td><math>0.5 &lt; \varnothing &lt; 1.0</math></td> <td>1</td> </tr> <tr> <td><math>1.0 &lt; \varnothing</math></td> <td>0</td> </tr> </tbody> </table> <p style="text-align: center;">Total acceptable quantity: 3</p>	Acceptable quantity			Size	Zone A	Zone B	$\varnothing < 0.2$	Any number	Any number	$0.2 < \varnothing < 0.5$	2	$0.5 < \varnothing < 1.0$	1	$1.0 < \varnothing$	0																				
Acceptable quantity																																					
Size	Zone A	Zone B																																			
$\varnothing < 0.2$	Any number	Any number																																			
$0.2 < \varnothing < 0.5$	2																																				
$0.5 < \varnothing < 1.0$	1																																				
$1.0 < \varnothing$	0																																				

Class	Item	Criteria																												
Minor	Segment deformation	<p>1.a. Pin hole on segmented display</p> <p>W: segment width  <math>\varnothing = (A+B)/2</math></p>  <table border="1" style="margin-left: auto; margin-right: auto;"> <thead> <tr> <th colspan="2">Acceptable quantity</th> </tr> <tr> <th>Width</th> <th><math>\varnothing</math></th> </tr> </thead> <tbody> <tr> <td><math>W \leq 0.4</math></td> <td><math>\varnothing \leq 0.2</math> and <math>\varnothing \leq 1/2W</math></td> </tr> <tr> <td><math>W &gt; 0.4</math></td> <td><math>\varnothing \leq 0.25</math> and <math>\varnothing \leq 1/3W</math></td> </tr> </tbody> </table> <p>Total acceptable quantity: 1 defect per segment  Pin holes with <math>\varnothing</math> under 0.10 mm are acceptable</p>	Acceptable quantity		Width	$\varnothing$	$W \leq 0.4$	$\varnothing \leq 0.2$ and $\varnothing \leq 1/2W$	$W > 0.4$	$\varnothing \leq 0.25$ and $\varnothing \leq 1/3W$																				
Acceptable quantity																														
Width	$\varnothing$																													
$W \leq 0.4$	$\varnothing \leq 0.2$ and $\varnothing \leq 1/2W$																													
$W > 0.4$	$\varnothing \leq 0.25$ and $\varnothing \leq 1/3W$																													
Minor	Segment deformation	<p>1b. Pin hole on dot matrix display</p>  <table border="1" style="margin-left: auto; margin-right: auto;"> <thead> <tr> <th colspan="2">Acceptable quantity</th> </tr> <tr> <th>Size</th> <th></th> </tr> </thead> <tbody> <tr> <td><math>a, b &lt; 0.1</math></td> <td>Any number</td> </tr> <tr> <td><math>(a+b)/2 \leq 0.1</math></td> <td>Any number</td> </tr> <tr> <td><math>0.5 &lt; \varnothing &lt; 1.0</math></td> <td>3</td> </tr> </tbody> </table> <p>Total acceptable quantity: 7</p> <p>2. Segments / dots with different width</p>  <table border="1" style="margin-left: auto; margin-right: auto;"> <thead> <tr> <th colspan="2">Acceptable</th> </tr> </thead> <tbody> <tr> <td><math>a \geq b</math></td> <td><math>a/b \leq 4/3</math></td> </tr> <tr> <td><math>a &lt; b</math></td> <td><math>a/b &gt; 4/3</math></td> </tr> </tbody> </table> <p>3. Alignment layer defect</p> <p><math>\varnothing = (a+b)/2</math></p>  <table border="1" style="margin-left: auto; margin-right: auto;"> <thead> <tr> <th colspan="2">Acceptable quantity</th> </tr> <tr> <th>Size</th> <th></th> </tr> </thead> <tbody> <tr> <td><math>\varnothing \leq 0.4</math></td> <td>Any number</td> </tr> <tr> <td><math>0.4 &lt; \varnothing \leq 1.0</math></td> <td>5</td> </tr> <tr> <td><math>1.0 &lt; \varnothing \leq 1.5</math></td> <td>3</td> </tr> <tr> <td><math>1.5 &lt; \varnothing \leq 2.0</math></td> <td>2</td> </tr> </tbody> </table> <p>Total acceptable quantity: 7</p>	Acceptable quantity		Size		$a, b < 0.1$	Any number	$(a+b)/2 \leq 0.1$	Any number	$0.5 < \varnothing < 1.0$	3	Acceptable		$a \geq b$	$a/b \leq 4/3$	$a < b$	$a/b > 4/3$	Acceptable quantity		Size		$\varnothing \leq 0.4$	Any number	$0.4 < \varnothing \leq 1.0$	5	$1.0 < \varnothing \leq 1.5$	3	$1.5 < \varnothing \leq 2.0$	2
Acceptable quantity																														
Size																														
$a, b < 0.1$	Any number																													
$(a+b)/2 \leq 0.1$	Any number																													
$0.5 < \varnothing < 1.0$	3																													
Acceptable																														
$a \geq b$	$a/b \leq 4/3$																													
$a < b$	$a/b > 4/3$																													
Acceptable quantity																														
Size																														
$\varnothing \leq 0.4$	Any number																													
$0.4 < \varnothing \leq 1.0$	5																													
$1.0 < \varnothing \leq 1.5$	3																													
$1.5 < \varnothing \leq 2.0$	2																													
Minor	Colour uniformity	Level of sample for approval set as limit sample																												
Critical	Backlight	The backlight colour should correspond to the product specification																												
Critical		Flashing and or unlit backlight is not allowed																												
Minor		Dust larger than 0.25 mm is not allowed																												
Major	COB	Exposed wire bond pad is not allowed																												
Major		Insufficient covering with resin is not allowed (wire bond line exposed)																												
Minor		Dust or bubble on the resin are not allowed																												

Class	Item	Criteria													
Major		No unmelted solder paste should be present on PCB													
Critical		Cold solder joints, missing solder connections, or oxidation are not allowed													
Minor		No residue or solder balls on PCB are allowed													
Critical		Short circuits on components are not allowed													
Minor	Tray particles	<table border="1"> <thead> <tr> <th></th> <th>Size</th> <th>Quantity</th> </tr> </thead> <tbody> <tr> <td rowspan="2">On tray</td> <td><math>\varnothing &lt; 0.2</math></td> <td>Any number</td> </tr> <tr> <td><math>\varnothing &gt; 0.25</math></td> <td>4</td> </tr> <tr> <td rowspan="2">On display</td> <td><math>\varnothing \geq 0.25</math></td> <td>2</td> </tr> <tr> <td>L = 3</td> <td>1</td> </tr> </tbody> </table>		Size	Quantity	On tray	$\varnothing < 0.2$	Any number	$\varnothing > 0.25$	4	On display	$\varnothing \geq 0.25$	2	L = 3	1
		Size	Quantity												
On tray		$\varnothing < 0.2$	Any number												
		$\varnothing > 0.25$	4												
On display	$\varnothing \geq 0.25$	2													
	L = 3	1													

## 7 RELIABILITY SPECIFICATION

### 7.1 RELIABILITY TESTS

Test Item	Test Condition	Evaluation and assessment
Operation at high temperature	60°C±2°C for 240 hours	No abnormalities in function* and appearance**
Low temperature	0°C±2°C for 240 hours	No abnormalities in function* and appearance**
Heat Shock	-30°C (30 min.) ->25°C (5 min.) ->80°C (30 min.) ->->25°C (5 min.) 5 cycle	No abnormalities in function* and appearance**
Vibration	10Hz ~ 55Hz 0.3mm / 1 Octave 55Hz ~ 500Hz 3g / 1 Octave 20 cycles / per axis	No abnormalities in function* and appearance**
Drop Shock	Drop Shock	No abnormalities in function* and appearance**
Current Consumption	< 3 times initial value	No abnormalities in function* and appearance**
Contrast	> ½ time initial value	No abnormalities in function* and appearance**

### 7.2 LIFE TIME

Item	Description
1	Function, performance, appearance, etc. shall be free from remarkable deterioration within 50,000 hours under ordinary operating and storage conditions of room temperature (25±10 °C), normal humidity (45±20% RH), and in area not exposed to direct sunlight.

## 8 HANDLING PRECAUTIONS

### *Safety*

If the LCD panel breaks, be careful not to get the liquid crystal fluid in your mouth or in your eyes. If the liquid crystal touches your skin or clothes, wash it off immediately using soap and plenty of water.

### *Mounting and Design*

Place a transparent plate (e.g. acrylic, polycarbonate or glass) on the display surface to protect the display from external pressure. Leave a small gap between the transparent plate and the display surface. When assembling with a zebra connector, clean the surface of the pads with alcohol and keep the surrounding air very clean. Design the system so that no input signal is given unless the power supply voltage is applied.

### *Caution during LCD cleaning*

Lightly wipe the display surface with a soft cloth soaked with Isopropyl alcohol, Ethyl alcohol or Trichlorotrifluoroethane. Do not wipe the display surface with dry or hard materials that will damage the polariser surface. Do not use aromatic solvents (toluene and xylene), or ketonic solvents (ketone and acetone).

### *Caution against static charge*

As the display uses C-MOS LSI drivers, connect any unused input terminal to VDD or VSS. Do not input any signals before power is turned on.

Also, ground your body, work/assembly table and assembly equipment to protect against static electricity.

### *Packaging*

Displays use LCD elements, and must be treated as such. Avoid strong shock and drop from a height. To prevent displays from degradation, do not operate or store them exposed directly to sunshine or high temperature/humidity.

### *Caution during operation*

It is indispensable to drive the display within the specified voltage limit since excessive voltage shortens its life. Direct current causes an electrochemical reaction with remarkable deterioration of the display quality. Give careful consideration to prevent direct current during ON/OFF timing and during operation. Response time is extremely delayed at temperatures lower than the operating temperature range while, at high temperatures, displays become dark. However, this phenomenon is reversible and does not mean a malfunction or a display that has been permanently damaged. If the display area is pushed on hard during operation, some graphics will be abnormally displayed but returns to a normal condition after turning off the display once. Even a small amount of condensation on the contact pads (terminals) can cause an electro-chemical reaction which causes missing rows and columns. Give careful attention to avoid condensation.

### *Storage*

Store the display in a dark place where the temperature is  $25^{\circ}\text{C} \pm 10^{\circ}\text{C}$  and the humidity below 50%RH. Store the display in a clean environment, free from dust, organic solvents and corrosive gases. Do not crash, shake or jolt the display (including accessories).